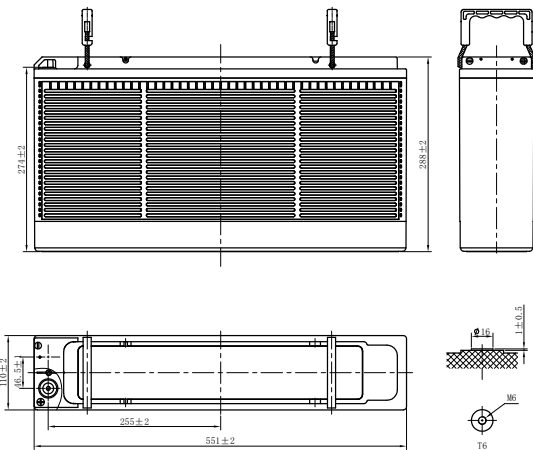



LPF SERIES-FRONT TERMINAL

LPF12-125 (12V125Ah)



CHARACTERISTICS

Item	Specifications	
Rated Voltage	12V	
Nominal Capacity (25°C)	C ₁₀ , 1.80V/cell	125Ah
Dimension	Length	551mm (21.7inches)
	Width	110mm (4.33inches)
	Container Height	288mm (11.3inches)
	Total Height	288mm (11.3inches)
Approx Weight	41.5kg (91.5lbs)	
Terminal	T6(M6)	
Container Material	ABS (UL94 HB or V-0 optional)	
Short-circuit current	2000A	
Internal Resistance (25°C)	Approx 5.5 mΩ (Fully charged)	
Operating Temp. Range	Discharge	-15~50°C (5~122°F)
	Charge	-20~40°C (-4~104°F)
	Storage	-15~40°C (5~104°F)
Nominal Operating Temp. Range	25±3°C (77±5°F)	
Max.Charging Current (25°C)	0.3C	
Charge voltage (25°C)	Standby Use	Cycle Use
	2.25-2.30V/cell	2.35-2.40V/cell
Temp. Coefficient	-3mV/cell/°C	-5mV/cell/°C
	40°C (104°F)	103%
Effect of temp. to Capacity	25°C (77°F)	100%
	0°C (32°F)	86%
	≤3% per month at 25°C (77°F). LPF series batteries may be stored up to 6 months at 25°C (77°F) and then a freshening charge is required. For higher temperatures the time interval will be shorter.	
Self Discharge		

DISCHARGE TABLE

Constant Current Discharge (Amperes) at 25°C (77°F)													
F.V/Time	15min	20min	30min	45min	1h	2h	3h	4h	5h	6h	8h	10h	20h
1.85V/cell	161.8	141.6	114.6	88.4	65.9	39.5	29.8	23.8	19.9	18.1	14.0	11.7	6.15
1.80V/cell	188.1	157.2	123.9	93.3	72.9	43.0	32.3	25.6	21.4	18.5	15.0	12.5	6.56
1.75V/cell	199.0	167.7	129.6	96.7	75.6	44.3	33.1	26.3	21.9	18.8	15.3	12.7	6.66
1.70V/cell	210.3	174.0	133.4	98.7	78.4	45.8	34.1	26.9	22.4	19.1	15.5	12.9	6.77
1.67V/cell	216.9	178.8	136.0	100.8	80.0	46.5	34.6	27.3	22.7	19.3	15.7	13.0	6.83
1.60V/cell	232.5	183.0	139.6	102.4	83.9	48.5	35.9	28.2	23.3	19.4	16.1	13.3	6.97
Constant Power Discharge (Watts/cell) at 25°C (77°F)													
F.V/Time	15min	20min	30min	45min	1h	2h	3h	4h	5h	6h	8h	10h	20h
1.85V/cell	310.8	269.7	220.6	171.7	128.0	77.3	58.5	46.7	39.1	35.9	27.7	23.2	12.5
1.80V/cell	357.6	295.1	235.0	179.9	140.7	83.6	63.0	50.2	42.0	36.7	29.6	24.7	13.2
1.75V/cell	374.3	311.8	243.8	184.5	144.9	85.7	64.4	51.2	42.8	37.1	30.1	25.0	13.3
1.70V/cell	391.2	321.2	249.6	187.7	149.2	88.0	66.0	52.3	43.6	37.5	30.5	25.4	13.5
1.67V/cell	404.6	328.7	253.9	191.2	151.6	89.2	66.8	52.9	44.1	37.8	30.8	25.6	13.6
1.60V/cell	422.1	331.6	254.9	192.0	157.5	92.2	68.8	54.4	45.2	38.0	31.4	26.1	13.8

LPF SERIES-FRONT TERMINAL

LPF12-125 (12V125Ah)



APPLICATIONS

- For standard power cabinet
- Network connection equipment of communication system
- Power system of special network of local area network
- Power station systems
- UPS

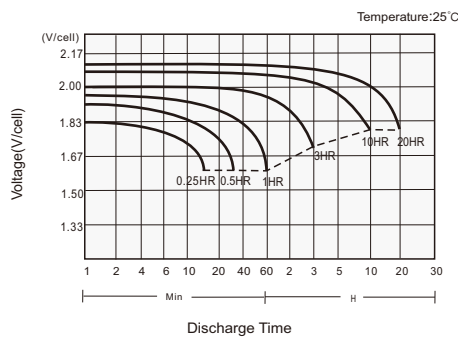
GENERAL FEATURES

- 12+ years design life (25°C)
- Puncture resistant micro-porous glass mat separators extend life
- Flame-arresting, one-way pressure-relief vent for safety and long life
- Front access design for easy installation and maintenance
- Epoxy-sealed posts eliminate leaks

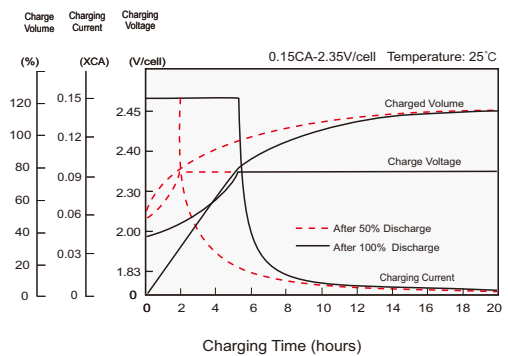
STANDARDS

- Compliance with IEC 60896 standards, EU Battery Directive
- UL, CE Approved
- Manufactured in Leoch@IATF 16949, ISO 45001, ISO 9001 and ISO 14001 certified production facilities

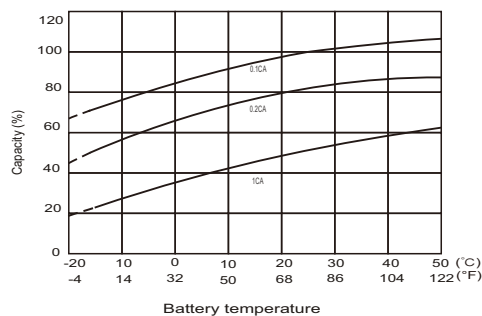
Discharge Characteristics



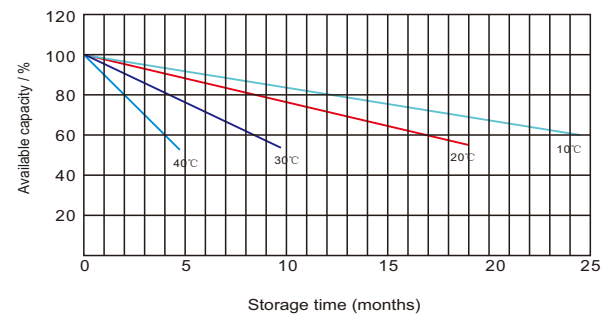
Charging Characteristics



Effects of Temperature on Capacity



Self Discharge Characteristics



Leoch International Technology Ltd.

Data above is recommended and the picture is only for battery effect display, Leoch reserve the final right of explanation.
 © LEOCH. All rights reserved. Trademarks and logos are the property of LEOCH and its affiliates unless otherwise noted. Subject to revisions without prior notice. E&OE.

