



genesis[™]
XE
PURELEAD

RANGE SUMMARY

The Genesis[™] XE thin plate pure lead battery excels in demanding environmental and cycling applications such as:

- Alternative energy applications, e.g. solar and wind power
- Hybrid electric vehicles (HEV)

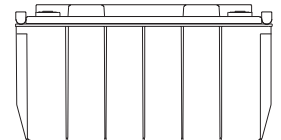
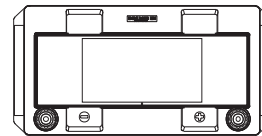
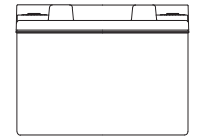

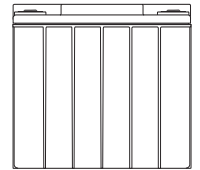
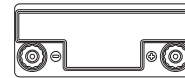
Specifications

Battery Design

- 12V pure lead-tin VRLA AGM battery
- UL94 V-0 flame retardant case and cover
- M6 female no-maintenance terminals, 3/8-16 female terminals for XE95
- Can be installed in any orientation except inverted
- Rugged construction (optional metal jacket, except for XE60 and XE95)
- Approved for shipping as non-hazardous, nonspillable

Performance Features

- -40°C to 80°C (-40°F to 176°F) with metal jacket
- 300+ full depth of discharge cycles
- High rate charge and discharge
- 2 year shelf life at 25°C (77°F)
- Superior deep discharge recovery
- UL recognized - file No. MH12544



EnerSys[™]

Power/Full Solutions

General Specifications

Type	Nominal Voltage (V)	Nominal Capacity (Ah) 10 hr rate to 1.67Vpc @ 25°C/77°F	Nominal Dimensions						Overall Weight		Torque		Internal Resistance (mΩ)	Typical Short Circuit Current (A)
			Length mm	Length in	Width mm	Width in	Height mm	Height in	kg	lbs	in-lbs	Nm		
XE13	12	13	175.0	6.89	83.1	3.27	129.0	5.08	5.4	11.9	50	5.6	9.0	1400
XE16	12	16	180.8	7.12	75.9	2.99	166.9	6.57	6.4	14.1	50	5.6	7.5	1600
XE30	12	28	165.9	6.53	175.0	6.89	125.0	4.92	10.2	23.3	60	6.8	5.0	2400
XE40	12	42	196.6	7.74	165.1	6.50	169.9	6.69	16.1	35.4	60	6.8	4.5	2600
XE60	12	62	275.6	10.85	171.7	6.76	180.8	7.12	22.4	49.4	60	6.8	2.5	3100
XE70	12	68	328.7	12.94	166.1	6.54	174.0	6.85	25.7	56.6	60	6.8	3.5	3500
XE95	12	95	329.9	12.99	172.5	6.79	218.9	8.62	35.1	77.4	60	6.8	2.2	5000

Constant Current Discharge Performance

Constant current discharge rate, amps to 10.02V at 25°C (77°F)

Battery	Minutes				Hours					
	5	10	15	30	1	5	8	10	20	
XE13	64.4	39.6	29.2	16.9	9.6	2.3	1.5	1.2	0.7	
XE16	78.8	49.3	36.7	21.6	12.3	3.0	2.0	1.6	0.8	
XE30	142.8	90.6	67.4	39.2	21.9	5.2	3.4	2.7	1.5	
XE40	199.1	127.9	96.0	56.6	32.1	7.7	5.0	4.1	2.2	
XE60	304.4	193.6	144.5	84.2	47.3	11.5	7.6	6.2	3.4	
XE70	337.6	218.5	163.8	96.0	53.6	12.4	8.0	6.5	3.4	
XE95	449.5	290.7	219.5	129.5	73.5	17.8	11.7	9.6	5.2	

Constant Power Discharge Performance

Constant power discharge rate, watts per battery to 10.02V at 25°C (77°F)

Battery	Minutes				Hours					
	5	10	15	30	1	5	8	10	20	
XE13	701.0	443.0	330.0	195.0	111.0	27.0	17.0	14.0	7.0	
XE16	857.0	546.0	412.0	247.0	143.0	36.0	24.0	19.0	10.0	
XE30	1565.0	1017.0	767.0	455.0	258.0	62.0	41.0	33.0	18.0	
XE40	2155.0	1426.0	1085.0	652.0	376.0	93.0	60.0	49.0	26.0	
XE60	3337.2	2175.4	1644.2	976.8	556.3	137.1	90.3	74.2	40.7	
XE70	3636.0	2411.0	1833.0	1091.0	615.0	142.0	90.0	73.0	37.0	
XE95	4883.4	3241.8	2482.0	1494.0	861.6	212.4	139.8	114.0	61.2	

Charge Voltage

Cyclic use: 14.7V to 15.0V at 25°C (77°F) No current limit

Float use: 13.5V to 13.8V at 25°C (77°F) No current limit

