

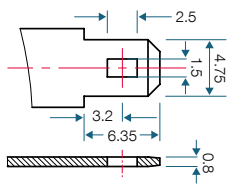


## PS-6100 6V 12.0 AH @ 20-hr. 6V 11.5 AH @ 10-hr.

Rechargeable Sealed Lead Acid Battery  
PS – General Purpose Series

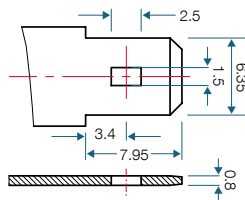
### TERMINALS: (mm)

**F1:** Quick disconnect tabs,  
0.187" x 0.032" – Mate with  
AMP. INC. FASTON "187" series




Torque – Not Applicable

**F2:** Quick disconnect tabs,  
0.250" x 0.032" – Mate with  
AMP. INC FASTON "250" series



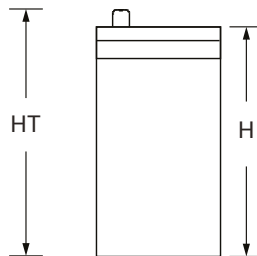

Torque – Not Applicable

### DIMENSIONS: inch (mm)



**L:** 5.95 (151)  
**W:** 2.00 (51)  
**H:** 3.70 (94)  
**HT:** 3.86 (98)

Tolerances are +/- 0.04 in.  
(+/- 1mm) and +/- 0.08 in.  
(+/- 2mm) for height  
dimensions. All data subject  
to change without notice.



### CORPORATE HEADQUARTERS (USA AND INTERNATIONAL EXCLUDING EMEA)

**Power-Sonic Corporation**  
7550 Panasonic Way, San Diego,  
California 92154  
**T:** +1 (619) 661 2020  
**F:** +1 (619) 661 3650  
**E:** customer-service@power-sonic.com

### POWER-SONIC EUROPE LIMITED (EMEA – EUROPE, MIDDLE EAST AND AFRICA)

3 Buckingham Square,  
Hurricane Way, Wickford,  
Essex SS11 8YQ  
**T:** +44 (0)1268 560686  
**F:** +44 (0)1268 560902  
**E:** salesEMEA@power-sonic.com



## FEATURES

- Absorbent Glass Mat (AGM) technology for superior performance
- Valve regulated, maintenance free spill proof construction
- Power/volume ratio yielding excellent energy density
- Rugged vibration and impact resistant ABS case and cover
- Gas recombination technology
- 5 year design life

## APPROVALS

- Approved for transport by air. D.O.T., I.A.T.A., F.A.A. and C.A.B. certified
- U.L. recognized
- ISO9001:2015 – Quality management systems

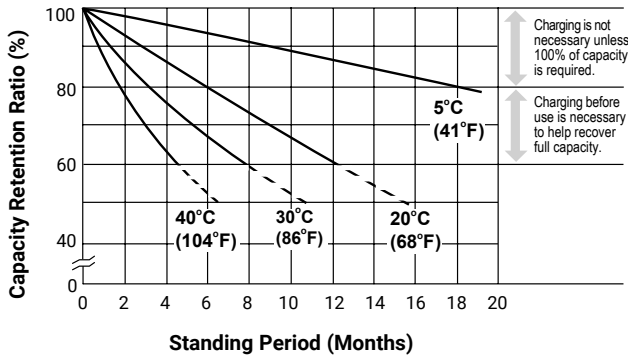
## PERFORMANCE SPECIFICATIONS

|  |                              |
|--|------------------------------|
| <b>Nominal Voltage</b>                                   | 6 volts (3 cells)            |
| <b>Nominal Capacity</b>                                  |                              |
| 20-hr. (600mA to 5.25 volts)                             | 12.00 AH                     |
| 10-hr. (1.15A to 5.25 volts)                             | 11.50 AH                     |
| 5-hr. (2.10A to 5.10 volts)                              | 10.50 AH                     |
| 1-hr. (7.30A to 4.50 volts)                              | 7.30 AH                      |
| <b>Approximate Weight</b>                                | 4.30 lbs. (1.95 kg)          |
| <b>Internal Resistance (approx.)</b>                     | 10.0 milliohms               |
| <b>Max Short-Duration Discharge Current (10 Sec.)</b>    | 120.0 amperes                |
| <b>Shelf Life</b> (% of nominal capacity at 68°F (20°C)) |                              |
| 1 Month  | 97%                          |
| 3 Month  | 91%                          |
| 6 Month  | 83%                          |
| <b>Operating Temperature Range</b>                       |                              |
| Charge   | 5°F (-15°C) to 122°F (50°C)  |
| Discharge  | -4°F (-20°C) to 140°F (60°C) |
| <b>Case</b>  | ABS Plastic                  |
| <b>Power Sonic Chargers</b>                              | PSC-61300-PC                 |

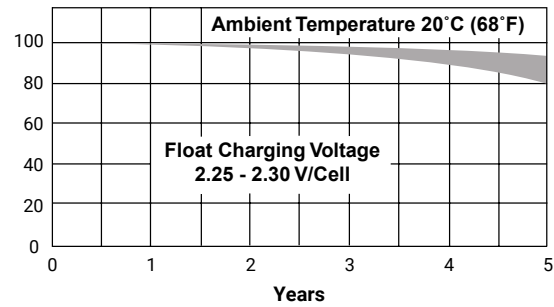
**PS-6100** 6V 12.0 AH @ 20-hr.  
6V 11.5 AH @ 10-hr.

Rechargeable Sealed Lead Acid Battery  
PS – General Purpose Series

**SHELF LIFE & STORAGE**



**LIFE CHARACTERISTICS IN STAND-BY USE**



**CHARGING**

**Cycle Applications:** Apply constant voltage charge at 2.35v/c – 2.45v/c (14.1 – 14.7v for 12v Monobloc) at 20°C. Initial charging current should be set at less than 0.25C Amps. Switch to float charge to avoid overcharging.

**“Float” or “Stand-By” Service:** Apply constant voltage charge of 2.25v/c – 2.30v/c (13.5 to 13.8 volts for 12v Monobloc at 20°C. When held at this voltage, the battery will seek its own current level and maintain itself in a fully charged condition.

**Temperature Compensation:** Charging Voltage for both Cyclic and Standby applications should be regulated in relation to ambient temperature. As temperature rises charging voltage should be reduced to prevent overcharge and increased as temperature falls to avoid undercharge.

For further charging information including temperature compensation factors, see Power Sonic Technical Manual/ Power Sonic Charger specifications.

**APPLICATIONS**

- General purpose
- Medical
- Emergency lighting
- Fire and security

**CHARGERS**

Power Sonic offers a wide range of chargers suitable for batteries with a variety of capacities.

Please refer to our website for more information on our switch mode and transformer type chargers.

Please contact our technical department for advice if you have difficulty in locating a suitable charger.

**FURTHER INFORMATION**

Please refer to our website [www.power-sonic.com](http://www.power-sonic.com) for a complete range of useful downloads, such as product catalogs, material safety data sheets (MSDS), ISO certification, etc.



To ensure safe and efficient operation always refer to the latest edition of our Technical Manual, as published on our website.  
© 2018, Power-Sonic Corporation. All rights reserved. All trademarks are the property of their respective owners.  
All data subject to change without notice. E&O.E