



RA12-100(12V100Ah)

Specification

Cells Per Unit	6
Voltage Per Unit	12
Nominal Capacity	100Ah@10hour-rate to 1.80V per cell @25°C
Weight	Approx. 27.5 Kg (Tolerance ±3.0%)
Internal Resistance	Approx. 6.5 mΩ
Terminal	F5(M8)/F12(M8)/L7
Max. Discharge Current	1000A (5 sec)
Short Circuit Current	2150A
Design Life	12 years (Float charging)
Max. Charging Current	30.0 A
Reference Capacity	C3 77.4AH C5 87.0AH C10 100.0AH C20 106.0AH
Standby Use Voltage	13.6 V~13.8 V @ 25°C Temperature Compensation: -3mV/°C/Cell
Cycle Use Voltage	14.6 V~14.8 V @ 25°C Temperature Compensation: -4mV/°C/Cell
Operating Temperature Range	Discharge: -20°C~60°C Charge: 0°C~50°C Storage: -20°C~60°C
Normal Operating Temperature Range	25°C ±5°C
Self Discharge	RITAR Valve Regulated Lead Acid (VRLA) batteries can be stored for up to 6 months at 25°C and then recharging is recommended. Monthly Self-discharge ratio is less than 3% at 25°C. Please charge batteries before using.
Container Material	A.B.S. UL94-HB, UL94-V0 Optional.



RA series is a general purpose battery with 12 years design life in float service. It meets with IEC, JIS, BS, GB/T and YD/T standards. With advanced AGM valve regulated technology and high purity raw material, the RA series battery maintains high consistency for better performance and reliable standby service life. It is suitable for UPS/EPS, Telecom, power grid, medical equipment, emergency light and security system applications.



ISO 9001



ISO 14001



OHSAS 18001

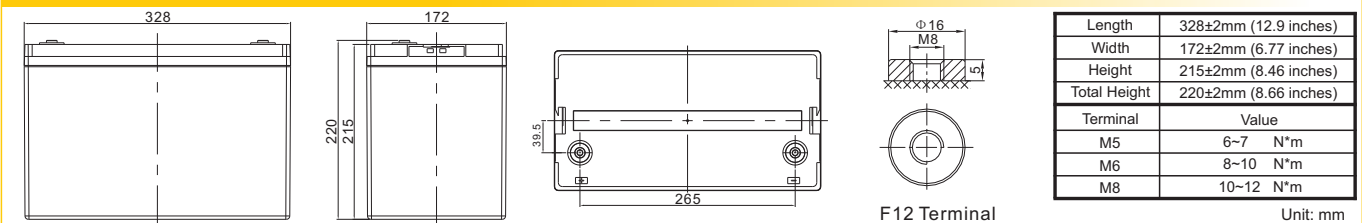


MH 28539



G4M20206-0910-E-16

Dimensions



Constant Current Discharge Characteristics : A (25°C)

F.V/Time	10MIN	15MIN	30MIN	1HR	2HR	3HR	4HR	5HR	8HR	10HR	20HR
1.60V	224.9	179.8	107.3	61.1	36.4	28.2	22.2	18.9	12.7	10.5	5.52
1.65V	206.8	171.9	103.0	59.0	35.2	27.3	21.6	18.4	12.5	10.4	5.43
1.70V	190.4	161.0	98.5	57.1	34.1	26.6	21.0	17.9	12.3	10.3	5.36
1.75V	174.3	149.9	94.1	55.0	32.9	25.8	20.4	17.4	12.2	10.1	5.30
1.80V	157.8	138.4	90.0	52.9	31.7	25.0	19.9	17.0	12.0	10.0	5.25
1.85V	128.9	114.8	77.5	47.4	29.1	23.1	18.5	15.9	11.2	9.41	4.98

Constant Power Discharge Characteristics : WPC (25°C)

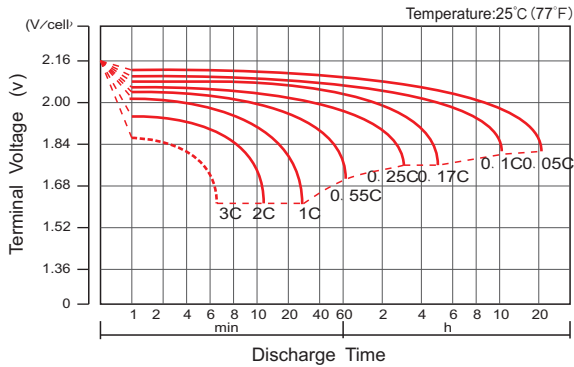
F.V/Time	10MIN	15MIN	30MIN	1HR	2HR	3HR	4HR	5HR	8HR	10HR	20HR
1.60V	372.1	320.9	196.9	114.8	69.0	53.9	42.6	36.4	24.8	20.7	10.9
1.65V	358.4	311.3	191.0	111.5	67.1	52.4	41.6	35.6	24.5	20.5	10.7
1.70V	336.0	295.9	184.4	108.6	65.3	51.2	40.6	34.8	24.2	20.2	10.6
1.75V	313.1	279.4	178.1	105.2	63.3	49.9	39.7	34.0	23.9	20.0	10.5
1.80V	288.3	261.6	171.9	101.8	61.3	48.6	38.7	33.2	23.6	19.8	10.4
1.85V	239.8	220.2	149.5	91.9	56.5	45.1	36.1	31.1	22.2	18.6	9.87

(Note) The above characteristics data are average values obtained within three charge/discharge cycle not the minimum values. The battery must be fully charged before the capacity test. The C₁₀ should reach 95% after the first cycle and 100% after the third cycle.

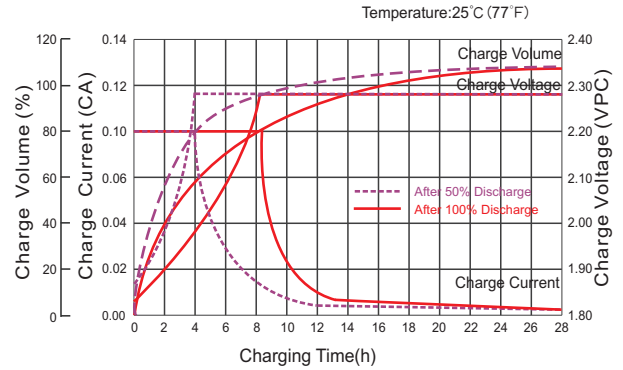
RA12-100(12V100Ah)



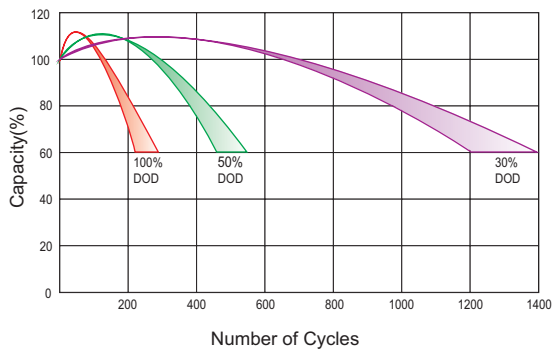
Discharge Characteristics Curve



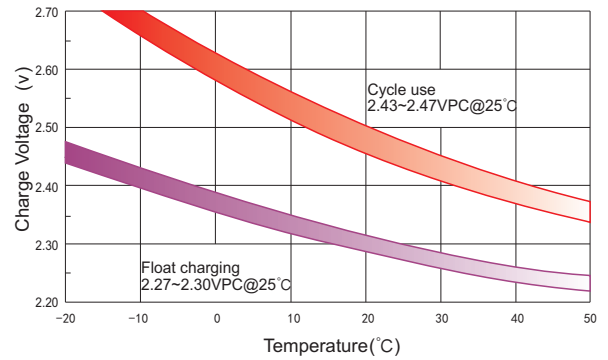
Charge Characteristic Curve For Standby Use



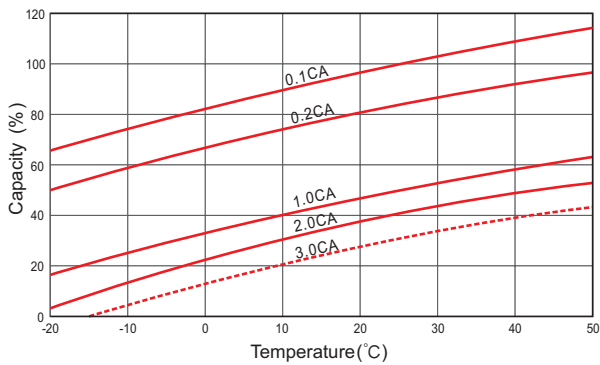
Cycle Life In Relation To Depth Of Discharge



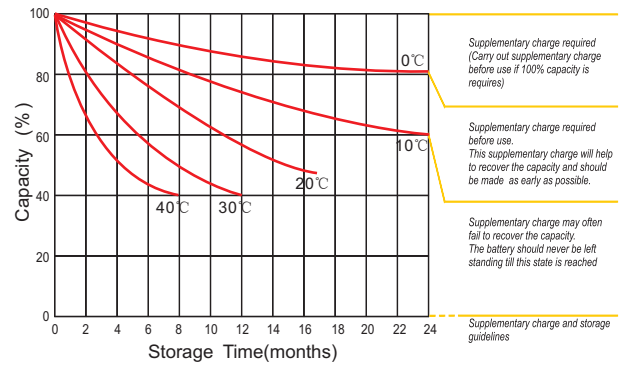
Relationship Between Charging Voltage And Temperature



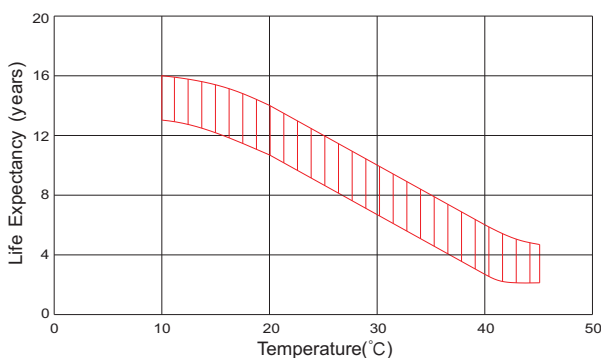
Temperature Effects On Capacity



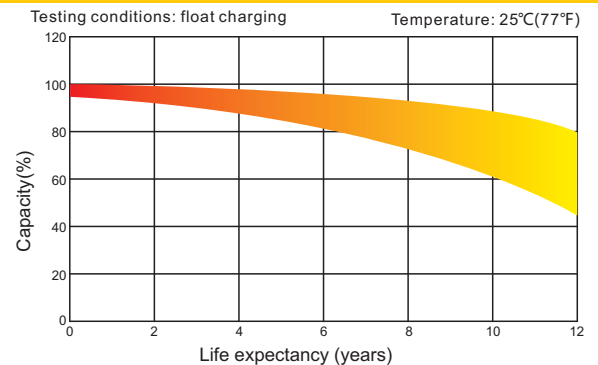
Storage Characteristics



Effect Of Temperature On Long Term Life



Life Characteristics Of Standby Use



(Note) All above information shall be changed without prior notice, Ritar reserves the right to explain and update the latest information.

HENGYANG RITAR POWER CO.,LTD.

Version 21A-0

